

rousseau

Your Quality Solution


Automotive Parts Storage Equipment



RAHAL LETTERMAN LANIGAN
Official Tool Box of
Rahal Letterman Lanigan Racing



Organization



1.800.463.4271
info@rousseau-metal.com
rousseau-automotive.com



ARE YOU SHORT ON SPACE AND TIME?

With Rousseau solutions, you can save a considerable amount of space while increasing the productivity of your employees.

At Rousseau, we know that time is money. We also realize that space is a valuable commodity. Since you handle parts of varied sizes and shapes, you need a solution that is both adaptable and cost effective.

We offer a complete and integrated storage solution for your parts, no matter what their shape or size. Our drawers in shelving system, specialized racks (for mouldings, bumpers, exhaust pipes, tires, etc.), and our workstation system are all adapted to your reality, the automotive industry.

One Solution for a Multitude of Applications

For more than 60 years, we have been experts in workspace storage and organization. Through our numerous accomplishments, we have acquired much expertise in parts departments. This is our guarantee to you that our product line can respond to the strictest criteria. All of our products are designed, manufactured and rigorously tested in North America to meet the highest standards of engineering and quality.

The strength of our system is that it adapts to your environment and evolves with your needs. With the numerous dimensions and accessories offered, you can create your own customized layout to complement the structure of your building.

Available Colors

 Avalanche Blue - 055	 Boreal Green - 102	 Black - 091
 Classic Blue - 052	 Glossy EverGreen - 1025	 Glossy Black - 902
 Everest Blue - 051	 Glossy Yellow - 208	 Charcoal Gray - 072
 Glossy Sapphire Blue - 560	 Sienna Orange - 085	 Light Gray - 071
 Midnight Blue - 057	 Glossy Carmine Red - 806	 Frost White - 061
 Beige - 041	 Flame Red - 081	 White - 616

Note : Colors may differ slightly from those illustrated.

For custom colors, contact our customer service representatives.


Product numbers on the cover (from top to bottom): R5XHE-2004, SRP0405, SRP0461 and SRP0442.



Drawers in Shelving

Did you know that the contents of 6 shelving units (38" W X 12" D) can all be stored in one Rousseau shelving unit with drawers that are 48" W x 24" D? When you add drawers to your shelving, you can **recuperate up to 50% to 70% of your storage space**. Using the Rousseau drawer will help you reduce the size of your parts department, leaving more room available for money-making departments like the service department or the showroom. You will also be able to find your parts quickly thanks to our partitioning and labeling accessories. Great savings that will fulfill all of your expectations!

Main Advantages :



- More parts stored in the same space;
- Less time spent searching for parts;
- Less time your mechanics spend waiting at the service counter;
- More time for vehicle maintenance;
- More time for your customers!

Rousseau drawers add value to your existing equipment. They can be installed in more than 35 brands of shelving on the market.

"5S" Storage for Lean Manufacturing



The Japanese "5S" method can be integrated in the various storage solutions offered by Rousseau. This method, which enables you to organize the work area efficiently by assigning a specific place to each tool, can improve the work environment and employee morale while increasing functionality. A new section on this system has been added to the brochure in order to present the principal accessories and components that will help you organize your work environment efficiently.





TABLE OF CONTENTS

	Page (s)
Rousseau Expertise	2-3
Some Accomplishments	4-5
Small and Medium Parts Storage	6-9
Specialized Storage	10-13
Medium and Large Parts Storage	14-17
Multi-Level Shelving System	18-19
"5S" Storage for Lean Manufacturing 	20
Workstations	21
Service Counters	22-25
Cabinets for Specialized Tools	26
Case Study	27

SOME ACCOMPLISHMENTS

Small and Medium Parts Storage



Medium and Large Parts Storage



Service Counters



And much more...



SMALL AND MEDIUM PARTS STORAGE

DRAWER BENEFITS

With the Rousseau solution, you eliminate problems such as poorly-lit, under-used shelving and lost and misplaced items caused by inadequate storage. Let us help you organize your parts!

The Rousseau drawer is the **ideal solution for the storage of small parts and high-turnover items**. With this system, a wide variety of parts can be stored and readily accessible while **maximizing the use of available space**. This decreases the amount of time walking to get your parts, so you also **save valuable time**.

To maximize the possibilities of the system, use the drawer for all parts measuring 4" W x 4" H or less (Ex. : spark plugs, lightbulbs, oil filters). This way, there is **no wasted space behind your shelves**. By maximizing the use of your drawers, you will **recover up to 70% of the space where shelving alone is used**.

The unique shape of the R drawer is a Rousseau Metal inc. trademark.

How can you economize by using drawers?

- By using the total height between the shelves;
- By using the entire depth of the shelving.



Standard shelving

CURRENT SITUATION

- 1 Top and bottom shelves used less and hard to reach.
- 2 Poor lighting at the back of shelves.
- 3 Visibility of items hampered by shelves blocking field of vision.
- 4 Unused space between shelves not optimized.

RESULT : Items are harder to locate and taking inventory is more difficult.

Shelving with drawers

OUR RECOMMENDATIONS

- 1 More widely spaced shelves for larger items.
- 2 Close-set shelves positioned at eye level.
- 3 Objects are easy to locate in drawers that open 100%.
- 4 Use of space optimized, based on the size of stored items.

RESULT : Better organized storage, easy to inventory.



SMALL AND MEDIUM PARTS STORAGE

Shelving with Drawers

As storage specialists, we recommend using shelving with drawers for small and high-turnover parts. The Rousseau drawer can be installed in more than 35 brands of shelving on the market, allowing you to keep your existing shelving while benefiting from increased storage capacity.

If you are planning a new installation, our Spider® Shelving system is the most integrated and adaptable product of its kind on the market. The unique design makes it easy to assemble and easy to use.

The unique shape of the Spider® post is a Rousseau Metal inc. trademark.



10 Drawers

6 - 4" drawers
4 - 6" drawers



8 Drawers

2 - 3" drawers
3 - 4" drawers
3 - 6" drawers
1 roll-out shelf

W" X D"	Height / useable shelves			# of compart.	
	75" / 3	87" / 4	99" / 5	Total	Per drawer
36" x 18"	R5SEC-754851	R5SEC-874851	R5SEC-994851	200	20
36" x 24"	R5SEE-754851	R5SEE-874851	R5SEE-994851	250	25
48" x 18"	R5SHC-754851	R5SHC-874851	R5SHC-994851	240	24
48" x 24"	R5SHE-754851	R5SHE-874851	R5SHE-994851	300	30

W" X D"	Height / useable shelves			# of compart.	
	75" / 3	87" / 4	99" / 5	Total	Per drawer
36" x 18"	R5SEC-754857	R5SEC-874857	R5SEC-994857	160	20
36" x 24"	R5SEE-754857	R5SEE-874857	R5SEE-994857	200	25
48" x 18"	R5SHC-754857	R5SHC-874857	R5SHC-994857	192	24
48" x 24"	R5SHE-754857	R5SHE-874857	R5SHE-994857	240	30



9 Drawers

4 - 4" drawers
4 - 6" drawers
1 - 8" drawer



7 Drawers

3 - 4" drawers
4 - 6" drawers
1 roll-out shelf

W" X D"	Height / useable shelves			# of compart.	
	75" / 3	87" / 4	99" / 5	Total	Per drawer
36" x 18"	R5SEC-754853	R5SEC-874853	R5SEC-994853	180	20
36" x 24"	R5SEE-754853	R5SEE-874853	R5SEE-994853	225	25
48" x 18"	R5SHC-754853	R5SHC-874853	R5SHC-994853	216	24
48" x 24"	R5SHE-754853	R5SHE-874853	R5SHE-994853	270	30

W" X D"	Height / useable shelves			# of compart.	
	75" / 3	87" / 4	99" / 5	Total	Per drawer
36" x 18"	R5SEC-754855	R5SEC-874855	R5SEC-994855	140	20
36" x 24"	R5SEE-754855	R5SEE-874855	R5SEE-994855	175	25
48" x 18"	R5SHC-754855	R5SHC-874855	R5SHC-994855	168	24
48" x 24"	R5SHE-754855	R5SHE-874855	R5SHE-994855	210	30

Important : For an add-on unit, complete the product number with **A**.

Note : Shelving with drawers is also available 42" W. Contact us.

www.rousseau-automotive.com 1 800 463-4271

SMALL AND MEDIUM PARTS STORAGE

Cabinets with Drawers

Do you need maximum flexibility? Constantly rearranging or need to remodel your parts department? No problem! Choose a solution that will make your job easier : the cabinet with drawers. With our selection of forklift bases, you are assured of fast, efficient and safe operations.



8 Drawers

- 5 - 6" drawers
- 3 - 8" drawers

W" X D" x H"	Product #	# of compart.
36" x 18" x 60"	R5AEC-5835	64
36" x 24" x 60"	R5AEE-5835	96
48" x 24" x 60"	R5AHE-5815	120
48" x 27" x 60"	R5AHG-5815	120



10 Drawers

- 2 - 3" drawers
- 1 - 4" drawer
- 2 - 5" drawers
- 3 - 6" drawers
- 2 - 8" drawers

W" X D" X H"	Product #	# of compart.
36" x 18" x 60"	R5AEC-5837	160
36" x 24" x 60"	R5AEE-5837	210
48" x 24" x 60"	R5AHE-5817	275
48" x 27" x 60"	R5AHG-5817	235



11 Drawers

- 1 - 3" drawer
- 4 - 4" drawers
- 3 - 5" drawers
- 2 - 6" drawers
- 1 - 8" drawer

W" X D" X H"	Product #	# of compart.
36" x 18" x 60"	R5AEC-5839	216
36" x 24" x 60"	R5AEE-5839	276
48" x 24" x 60"	R5AHE-5819	365
48" x 27" x 60"	R5AHG-5819	301

Note : Lock included on each cabinet.



Note : Other dimensions available. Please contact us.

Stacking Cabinets

The stacking cabinet enables you to add storage space for your medium parts above your small parts storage. For parts that require safekeeping, our doors with locks give you the security you need.



- Includes 1 adjustable shelf (adjustable at every 1" c/c) and one bottom shelf;
- Available with or without door (lock included on every door).

W" X D" X H"	Without Door	With Double Door
36" x 18" x 24"	R5HEC-2400	R5HEC-2403
36" x 18" x 30"	R5HEC-3000	R5HEC-3003
36" x 24" x 24"	R5HEE-2400	R5HEE-2403
36" x 24" x 30"	R5HEE-3000	R5HEE-3003
48" x 24" x 24"	R5HHE-2400	R5HHE-2403
48" x 24" x 30"	R5HHE-3000	R5HHE-3003
48" x 27" x 24"	R5HHG-2400	R5HHG-2403
48" x 27" x 30"	R5HHG-3000	R5HHG-3003



Drawer Accessories

Our drawers come with a wide array of accessories, all of which are compatible with each other, facilitating the organization and identification of parts. We have an accessory to accommodate the storage of parts, no matter what their shape or size!




Foam for Tools



- Missing tools can be spotted quickly with oil-resistant and non-absorbent foam;
- The blue foam is 1/4" and the black self-adhesive foam is 1/2".

Product # RG42

Note : Sold without cut-outs.
Foam insert cutting service available, contact us.



Foam for Protection

- The foam is 1/4" thick and protects stored material from impact and from damage caused by metal rubbing against metal;
- Oil-resistant and non-absorbent.

Product # RG41



PVC Drawer Liner

- The non-skid surface protects stored material (compatible with partitions and dividers);
- Thickness : 3/32";
- Sold by drawer dimensions or in rolls 2' wide x 100' long.

Product # RG40



Partitions and Dividers



- Our front to back and left to right partitions have dividers that are clipped in place;
- The layout connection system (snap-on) keeps the dividers in place (clipped in without screws) and reduces noise caused by vibrations.

Product # RG00 / RG01 / RG10



Plastic Bins



- Our plastic bins simplify storing, moving and management of small items;
- The 45 degree angle allows for easy identification and removal of bins;
- They have been designed for 3" and 4" high drawers.

Product # RG20

Note : Note: partitions and dividers also available (RG22 / RG24).



Label Holder (dividers or plastic bins)



- Can be used with dividers or plastic bins;
- Once in place, the label holders adhere well and do not come off when removing objects;
- Contents of each compartment can be easily identified.

Product # RG51 / RG52 / RG54 / RG55

Note: Paper strips (RG53) are available in packs of 200.



Lock-In Mechanism



- Stops drawer from opening on its own;
- Designed to make it easy to open and close the drawer with one hand only.


Product # A



Drawer Lock

- Allows one drawer to be locked;
- Compatible with all drawer dimensions.

Product # L3



Storage Trays



- Useful in storing and protecting long objects;
- Blue color for easy retrieval of parts;
- Designed for 3" and 4" high drawers.

Product # RG35



Handle Protector

- Protects identification labels from dust, grease and dirt;
- Made of transparent matte finished plastic that eliminates glare;
- Installs by clipping onto the drawer or roll-out shelf handle.

Product # RF70

Note : Refer to pages 43 and 44 in the Service Department Storage Systems section for complete product numbers.

SPECIALIZED STORAGE

A SOLUTION FOR EVERY NEED

How can you store mufflers, bumpers, body parts, batteries, tires and other parts of varied shapes? The solution is simple : Rousseau specialized storage units. These storage units provide efficient and orderly organization of your parts department.



Hanging Rack for Various Parts

Perfect for hanging exhaust pipe and all other types of objects.

- The rack is available with 1 or 2 rails and includes hooks;
- 3 steel decking levels accommodate storage of bulky parts;
- Extra hook (SR63-02).

Height: 1 = 75"; 0 = 87"
Uprights: 4 = welded; 5 = bolted
Type: Empty = starter unit; A = add-on unit

Ex. : SRP_ _05_

W" X D"	# of rails (hooks)	Product #
60" x 36"	1 (15)	SRP_ _05_
60" x 36"	2 (30)	SRP_ _06_
72" x 36"	1 (15)	SRP_ _03_
72" x 36"	2 (30)	SRP_ _04_
96" x 36"	1 (25)	SRP_ _07_
96" x 36"	2 (45)	SRP_ _08_



Single Mat Rack

Designed to hook mats on one level.

- The rack is available with 1 or 2 rails;
- 3 steel decking levels accommodate storage of bulky parts.

Height: 1 = 75"; 0 = 87"
Uprights: 4 = welded; 5 = bolted
Type: Empty = starter unit; A = add-on unit

Ex. : SRP_ _75_

W" X D"	# of rails	Product #
60" x 36"	1	SRP_ _75_
60" x 36"	2	SRP_ _76_
72" x 36"	1	SRP_ _73_
72" x 36"	2	SRP_ _74_
96" x 36"	1	SRP_ _77_
96" x 36"	2	SRP_ _78_



Double Hanging Rack for Various Parts

Easily find what you are looking for! The two level hanging rack accommodates storage of parts of different shapes and sizes.

- The rack is available with 2 or 4 rails and includes hooks;
- 3 steel decking levels accommodate storage of bulky parts;
- Extra hook (SR63-02).

Height: 3 = 75"; 2 = 87"
Uprights: 4 = welded; 5 = bolted
Type: Empty = starter unit; A = add-on unit

Ex. : SRP_ _05_

W" X D"	# of rails (hooks)	Product #
60" x 36"	2 (30)	SRP_ _05_
60" x 36"	4 (60)	SRP_ _06_
72" x 36"	2 (30)	SRP_ _03_
72" x 36"	4 (60)	SRP_ _04_
96" x 36"	2 (50)	SRP_ _07_
96" x 36"	4 (90)	SRP_ _08_



Double Mat Rack

Designed to hook mats on two levels.

- The rack is available with 2 or 4 rails;
- 3 steel decking levels accommodate storage of bulky parts.

Height: 3 = 75"; 2 = 87"
Uprights: 4 = welded; 5 = bolted
Type: Empty = starter unit; A = add-on unit

Ex. : SRP_ _75_

W" X D"	# of rails	Product #
60" x 36"	2	SRP_ _75_
60" x 36"	4	SRP_ _76_
72" x 36"	2	SRP_ _73_
72" x 36"	4	SRP_ _74_
96" x 36"	2	SRP_ _77_
96" x 36"	4	SRP_ _78_



Bumper and Pipe Rack

For storage of pipes and bumpers while making full use of space on top.

- Includes dividers to hold parts that can be supported in the bottom of the unit;
- The divider can be adjusted laterally (left to right) without any tools, and locks in position when a load is applied laterally;
- Additional single partition (SR61-2401).

W" X D" X H"	# of dividers	Product #
60" x 36" x 75"	4	SRP1421_
60" x 48" x 75"	4	SRP2421_
60" x 36" x 87"	4	SRP0421_
60" x 48" x 87"	4	SRP3421_
72" x 36" x 75"	4	SRP1420_
72" x 48" x 75"	4	SRP2420_
72" x 36" x 87"	4	SRP0420_
72" x 48" x 87"	4	SRP3420_
96" x 36" x 75"	6	SRP1422_
96" x 48" x 75"	6	SRP2422_
96" x 36" x 87"	6	SRP0422_
96" x 48" x 87"	6	SRP3422_



Sheet Metal Rack

Designed to support parts and boxes that are stored vertically in the unit.

- The divider can be adjusted laterally (left or right) without tools, and locks in position when a load is applied laterally;
- Extra double divider (SR60-2415).

W" X D" X H"	# of dividers	Product #
60" x 36" x 75"	2	SRP1431_
60" x 48" x 75"	2	SRP2431_
60" x 36" x 87"	2	SRP0431_
60" x 48" x 87"	2	SRP3431_
72" x 36" x 75"	2	SRP1430_
72" x 48" x 75"	2	SRP2430_
72" x 36" x 87"	2	SRP0430_
72" x 48" x 87"	2	SRP3430_
96" x 36" x 75"	3	SRP1432_
96" x 48" x 75"	3	SRP2432_
96" x 36" x 87"	3	SRP0432_
96" x 48" x 87"	3	SRP3432_



Windshield Rack

Comes with dividing rods, the rack offers a secure way to store windshields.

- Steel shelf at top creates additional storage space;
- The dividing rods are made of stainless steel.

W" X D" X H"	# of spaces	Product #
72" x 48" x 87"	8	SRP0481_
96" x 48" x 87"	10	SRP0480_



Hood Rack

This rack is designed to hold heavy boxes. As there is no bottom level, there is no need to lift heavy items being stored.

- 2 steel decking levels enable storage in height.



Hood Rack must be anchored to the floor (anchoring kit included).

W" X D" X H"	Product #
48" x 48" x 75"	SRP2450_
48" x 48" x 87"	SRP0450_
60" x 48" x 75"	SRP2451_
60" x 48" x 87"	SRP0451_



Moulding Rack

The dividing rods are designed to assure efficient storage for the majority of mouldings.

- The dividing rods are made of stainless steel.

W" X D" X H"	# of spaces	# of shelves	Product #
36" x 48" x 75"	54	9	SRP0413_
36" x 48" x 87"	66	11	SRP0411_
48" x 48" x 75"	72	9	SRP0412_
48" x 48" x 87"	88	11	SRP0410_



High Density Mat Rack

Equipped with divider rods, this unit will store a large number of mats.

- 3 steel shelf levels allow for storing mats vertically;
- 1 steel shelf level allows for storing mats in stacked position;
- The dividing rods are made of stainless steel.

W" X D" X H"	Product #
60" x 36" x 87"	SRP0482_

Important: For an add-on unit, complete the product number with **A**.

SPECIALIZED STORAGE



Tire Rack

The Rousseau tire rack offers you storage, fast identification and quick access to your tires. A winning solution!

- The angled beams provide excellent support for your tires;
- The rack can also be used to store regular rims or wheels;
- The single row model includes a wall spacer, and the double row model includes a unit spacer;
- For an add-on unit, complete the product number with **A**.

W" X D" X H"	Model	Product #
60" x 15" x 87"	Single	SRP0443_
60" x 48" x 87"	Double	SRP0444_
72" x 15" x 87"	Single	SRP0441_
72" x 48" x 87"	Double	SRP0442_



Double Bumper Cover Rack

The double rack can hold up to 12 bumper covers. Several models are available, fixed and mobile.

- The supports are easily reconfigured or removed when they are not needed, without tools. They are easily stored.

W" X D" X H"	Model	Product #
45" x 42" x 85 1/2"	Standard version	WMA3510
45" x 42" x 87"	With leveling glide kit	WMA3511
45" x 42" x 91"	With 4" casters : 2 rigid and 2 swivel with total-lock brake	WMA3512
45" x 42" x 91"	With 4" casters : 2 swivel and 2 swivel with total-lock brake	WMA3513



Record Storage System

Save 10% - 15% more space than if using other similar products on the market.

- Designed with the popular sizes of record storage boxes in mind;
- Up to 80 box capacity;
- Shelving and Mini-Racking are available in many dimensions. Contact our specialists.



Battery Rack



The battery platforms are angled 15° in order to improve the rotation of the batteries (first in - first out).

- Each level has a stop at the front and 2 guides on the sides to keep the batteries from accidentally falling out;
- The 87" H proposals also include one steel decking level;
- For an add-on unit, complete the product number with **A**.

W" X D" X H"	Battery Levels	Product #
36" x 36" x 39"	2	SRP0464_
36" x 36" x 51"	3	SRP0465_
48" x 36" x 75"	4	SRP0460_
48" x 48" x 75"	4	SRP0461_
48" x 36" x 87"	4	SRP0462_
48" x 48" x 87"	4	SRP0463_



Wall-mounted Bumper Cover Rack

The wall-mounted rack can hold up to 6 bumper covers.

- The supports are easily reconfigured or removed when they are not needed, without tools. They are easily stored;
- The wall-mounted multi-purpose stand has a 300 lb capacity (wall and wall anchoring must be strong enough).

W" X D" X H"	Product #
45" x 23" x 72"	WMP1000



Key Cutting Station

This unit makes cutting keys easy with everything within hands reach.

- 1 roll-out shelf, opens 100% for cutting machine;
- 2 - 3" drawers for storing keys and small parts;
- 4 steel shelf levels for storing bulky items.

W" X D" X H"	Product #
36" x 24" x 87"	R5SEE-871202

Some Accomplishments

For many years now, we have worked on solutions to help you achieve maximum efficiency in your parts stores. You can count on us no matter what size your store is, or what obstacles you are faced with. We have the solution you need!



MEDIUM AND LARGE PARTS STORAGE

MUCH MORE THAN A SIMPLE SHELVING



Our Spider® Shelving system is perfect for most requested items, special orders, as well as parts under warranty. Its unique design guarantees easy configuration and easy to add accessories.

- The only system that allows you to alternate the use of shelves (medium parts) and steel decking (large parts);
- Our common post reduces the number of posts needed by 25%, leaving more space for storage;
- When planning tomorrow's needs today make Spider® Shelving the foundation for your multi-level shelving system.

See pages 18-19

Shelving for Medium Parts

Spider® Shelving surpasses industry standards. You will appreciate its design when you discover how easy it is to reconfigure. It is also characterized by its sturdiness and the vast array of accessories available.

- Adding drawers gives you a combined storage system that allows you to store both small and bulky parts;
- Box type shelves adjust at every 1" c/c.

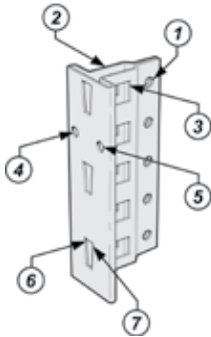
See pages 6-7



W" X D" X H"	Useable shelves	Open	Closed
36" x 18" x 75"	7	SRP0101	SRP0103
36" x 24" x 75"	7	SRP0102	SRP0104
36" x 18" x 87"	8	SRP0111	SRP0113
36" x 24" x 87"	8	SRP0112	SRP0114
36" x 18" x 99"	9	SRP0121	SRP0123
36" x 24" x 99"	9	SRP0122	SRP0124
48" x 18" x 75"	7	SRP0131	SRP0133
48" x 24" x 75"	7	SRP0132	SRP0134
48" x 18" x 87"	8	SRP0141	SRP0143
48" x 24" x 87"	8	SRP0142	SRP0144
48" x 18" x 99"	9	SRP0151	SRP0153
48" x 24" x 99"	9	SRP0152	SRP0154



Shelving Accessories



With our shelving accessories, you can take full advantage of all available space and also resolve your storage challenges. Our post has 7 fixing zones for many different applications.

The unique shape of the Spider® post is a Rousseau Metal inc. trademark



Side Perforated Panel

With the perforated panel, you can make the most of unused space at the end of aisles.

- It is ideal for belting or any part that needs to be hung;
- The holes are spaced 1" c/c, giving you many possibilities when configuring your hooks;
- Used with the WM hooks below.

Product #	D X H
SH38-18075	18" x 75"
SH38-18087	18" x 87"
SH38-24075	24" x 75"
SH38-24087	24" x 87"



Perforated Panel for Back of Shelving Unit

Panel allows for use of space on the back of shelving units.

- 2 versions available; retrofit (SR39) or structural (SH39);
- Perforations at every 1" c/c allow for layout flexibility;
- Compatible with WM hooks below.

Product #	W X H
S_39-3639	36" x 39"
S_39-3651	36" x 51"
S_39-4839	48" x 39"
S_39-4851	48" x 51"

Complete the numbers with : **R** for retrofit and **H** for structural.



Our Hooks

Our hooks can be used to store many different parts, tools and accessories.

- They are compatible with most panels currently on the market (holes are 1/4" in diameter), in addition to Rousseau perforated panels;
- Also compatible with the Wall Panel System.

See page 20

Product #	Type / pack of	Size
WM94-01	Multiple Tool Holder / 1	9" W x 1½" H
WM95-01	Screwdriver Holder / 1	9" W x 1½" D x 1¾" H
WM96-150	Straight Arm Hooks / 20	1½" D
WM97-150	Single Loop Hooks / 20	1½" diameter
WM97-200	Single Loop Hooks / 20	2" diameter
WM98-03	Double Back Single Hooks / 10	3" D
WM98-05	Double Back Single Hooks / 10	5" D
WM99-03	Double Back Double Hooks / 10	3" D
WM99-05	Double Back Double Hooks / 10	5" D



Vinyl Rub-on Identification Decal

This self-adhesive film allows you to easily identify where tools are to be positioned on the perforated panel (SH38 / SR39 / SH39).

- The contrasting color helps you to quickly locate your tools and to see if any tools are missing, and which ones are missing;
- Sold in rolls 2' wide x 8' long;
- Also compatible with the Wall Panel System.

See page 20

Product # WM91-01J

MEDIUM AND LARGE PARTS STORAGE

Shelving Accessories



Louvered Panel

With the louvered panel, you can store parts that you need close by and make the most of the space available on the sides or inside shelving.

- The panels can be used for hanging RG20 bins and are compatible with all plastic bins equipped with a hanging lip that are available on the market.

Product #	Type	Size
SH65-3621	Back	36" W x 21" H
SH65-3633	Back	36" W x 33" H
SH65-4821	Back	48" W x 21" H
SH65-4833	Back	48" W x 33" H
SH66-1821	Side	18" D x 21" H
SH66-1833	Side	18" D x 33" H
SH66-2421	Side	24" D x 21" H
SH66-2433	Side	24" D x 33" H



Label Holder for Shelf

It is available magnetic or self-stick and has a wide surface so it adheres well to the shelf.

Product #	Type	W X H
SH82-600	Magnetic Label Holder	6" x 1"
SH81-36	Self-Adhesive Label Holder	36" x 1"
SH81-48	Self-Adhesive Label Holder	48" x 1"

Note : Paper strips are available in packs of 200 (RG53).

Plastic Bin **PATENTED**



Our plastic bin makes storing, moving, and inventory of small parts easier.

- The edges are angled 45° for identifying contents and easy removal of parts;
- Compatible with louvered panels SH65 / SH66.

Product #	W X D X H
RG20-040302	4" x 3" x 2"
RG20-040303	4" x 3" x 3"
RG20-060302	6" x 3" x 2"
RG20-060303	6" x 3" x 3"
RG20-060602	6" x 6" x 2"
RG20-060603	6" x 6" x 3"

Note : Partitions and dividers also available (RG22 / RG24).

Flipper Door

Perfect for safe storage of small quantities and for storing confidential files.

- The 14" H door allows storage of folders with tabs. The 16" H door will allow you to store binders.

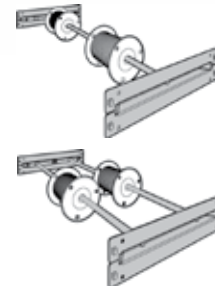
Product # SH85

Spool Support

The design allows for pivoting of the bar to facilitate changing spools.

- The bars have a 50 lb capacity and are 3/4" in diameter (compatible with most spools on the market).

Product #	# of Rails	W X D
SH72-3618-01	1	36" x 18"
SH72-3618-02	2	36" x 18"
SH72-3624-01	1	36" x 24"
SH72-3624-02	2	36" x 24"
SH72-4818-01	1	48" x 18"
SH72-4818-02	2	48" x 18"
SH72-4824-01	1	48" x 24"
SH72-4824-02	2	48" x 24"



Door and Polycarbonate Door

Rousseau doors are designed for shelving with or without drawers. The doors keep your items secure from theft, dirt and dust.

- They are ideal for the protection of valuable parts such as car radios or promotional items;
- The doors open 180° with recessed lock and handle.

Product #	W X H
SH4_-3675L3	36" x 75"
SH4_-3687L3	36" x 87"
SH4_-3699L3	36" x 99"
SH4_-4875L3	48" x 75"
SH4_-4887L3	48" x 87"
SH4_-4899L3	48" x 99"

Complete the number with :
0 for doors and 2 for polycarbonate doors.

Shelf Divider

Shelf divider is utilized to subdivide shelves and stored items.

- The dividers are installed without tools and are easily reconfigured.



Product #	Type	Size
SH50-1809	Shelf Divider	18" D x 9" H
SH50-1815	Shelf Divider	18" D x 15" H
SH50-2409	Shelf Divider	24" D x 9" H
SH50-2415	Shelf Divider	24" D x 15" H
SH52-1806	Partial Divider	13 1/8" D for 18" D shelves
SH52-2406	Partial Divider	19 1/8" D for 24" D shelves

Mini-racking for Large Parts



Mini-Racking with Choice of Platforms

Steel

To order a unit with steel shelves, complete the product number with an **S**.



SRE5127S

SRB5127S

Wire

To order a unit with wire shelves, complete the product number with a **W**. Available for units 36", 42", 48", 60", 66", 72" and 96" W and 24", 30", 36" and 48" in depth.

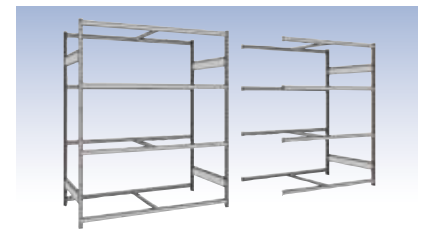


SRE5127W

SRB5127W

Wood

To order a unit without decking (Ex. : for use with wood panels), leave the number as is.



SRE5127

SRB5127

Mini-Racking is designed for storing heavy and bulky parts. Its many dimensions (W" x D" x H"), combined with a choice of decking, make it possible to have a custom configuration tailored to your own needs.

Rousseau offers 3 possibilities : steel decking, wire-mesh decking, and wood decking.

Note : The steel decking has a greater capacity than wood.

Note : Wire decking reduces fire hazard.

Important : For wood decking, Rousseau supplies the structure: uprights and beams. The decks must be supplied by the customer.

Mini-Racking with Medium and Heavy-Duty Beams

Medium Beams

Dimensions			Number of levels	
W	D	H	3	4
48"	18"	75"	SR_5001_	SR_5021_
		24"	SR_5002_	SR_5022_
		36"	SR_5003_	SR_5023_
		48"	SR_5004_	SR_5024_
18"	87"	24"	SR_5005_	SR_5025_
		36**	SR_5006_	SR_5026_
		48**	SR_5007_	SR_5027_
		48**	SR_5008_	SR_5028_
60"	18"	75"	SR_5051_	SR_5071_
		24"	SR_5052_	SR_5072_
		36**	SR_5053_	SR_5073_
		48**	SR_5054_	SR_5074_
18"	87"	24"	SR_5055_	SR_5075_
		36**	SR_5056_	SR_5076_
		48**	SR_5057_	SR_5077_
		48**	SR_5058_	SR_5078_
24"	99"	-	SR_5080_	-
		36**	-	SR_5081_
		48**	-	SR_5082_
		48**	-	SR_5082_
72"	18"	75"	SR_5101_	SR_5121_
		24"	SR_5102_	SR_5122_
		36**	SR_5103_	SR_5123_
		48**	SR_5104_	SR_5124_
18"	87"	24"	SR_5105_	SR_5125_
		36**	SR_5106_	SR_5126_
		48**	SR_5107_	SR_5127_
		48**	SR_5108_	SR_5128_
24"	99"	-	-	SR_5130_
		36**	-	SR_5131_
		48**	-	SR_5132_
		48**	-	SR_5132_

Heavy-Duty Beams

Dimensions			Number of levels	
W	D	H	3	4
72"	18"	75"	SR_5151_	SR_5171_
		24"	SR_5152_	SR_5172_
		36**	SR_5153_	SR_5173_
		48**	SR_5154_	SR_5174_
18"	87"	24"	SR_5155_	SR_5175_
		36**	SR_5156_	SR_5176_
		48**	SR_5157_	SR_5177_
		48**	SR_5158_	SR_5178_
24"	99"	-	-	SR_5180_
		36**	-	SR_5181_
		48**	-	SR_5182_
		48**	-	SR_5182_
96"	18"	75"	SR_5201_	SR_5221_
		24"	SR_5202_	SR_5222_
		36**	SR_5203_	SR_5223_
		48**	SR_5204_	SR_5224_
18"	87"	24"	SR_5205_	SR_5225_
		36**	SR_5206_	SR_5226_
		48**	SR_5207_	SR_5227_
		48**	SR_5208_	SR_5228_
24"	99"	-	-	SR_5230_
		36**	-	SR_5231_
		48**	-	SR_5232_
		48**	-	SR_5232_

* These dimensions are suitable for Mini-Racking and back-to-back shelving.

How to Order

When ordering, model numbers must be completed as follows :

	Starter unit	Add-on unit
Bolted uprights	D	A
Welded uprights	E	B

- S** Steel decking
- W** Wire decking
- Without

Example : **SR_5001_**

Example : SRD5001S

For a starter unit with bolted uprights, including steel decking.

MULTI-LEVEL SHELVING SYSTEM

SHORT ON SPACE?



Are you experiencing a lack of space?... Before building on an addition, consider Rousseau multi-level shelving.

Our specialists will suggest solutions that will avoid obstacles at your establishment such as beams, columns, doors, ventilation ducts, building structure and sprinkler systems.

Our system maximizes your storage possibilities by combining shelving, (with or without drawers), Mini-Racking and specialized storage (tire and battery racks, etc.).



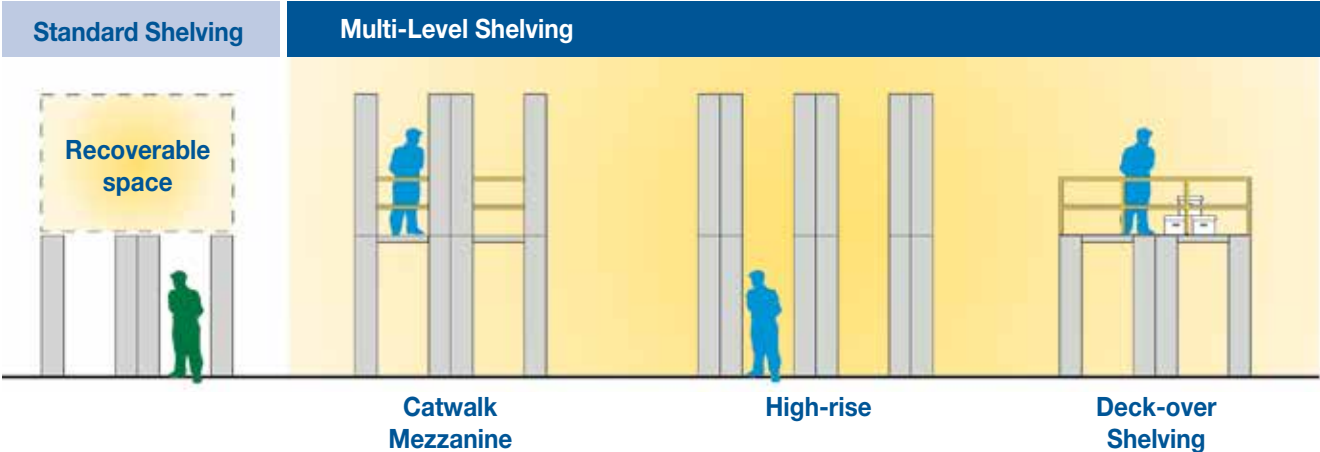
Expertise that Leaves Nothing to Chance



The multi-level shelving system is subject to standards and recommendations in earthquake-prone regions.

The Rousseau team is available to assist you in determining your shelving and sway bracing for multi-level shelving system projects.

Call us, and our experts will evaluate your requirements and specifications to deliver a system that will respond to your needs.





EFFICIENT ORGANIZATION OF THE WORK SPACE

The Japanese "5S" method focuses on sorting, straightening or setting in order, sweeping or shining, standardizing and sustaining the practice. This method ensures that the various tools and parts are stored according to their purpose and the frequency with which they are used, in a manner that is clear and well identified. Each item has its place, which reduces wasted time and lost items. With this method, the work environment is standardized so as to ensure the best organization possible while enhancing working conditions and team morale. Moreover, this means that less time and money are wasted. Here are several Rousseau accessories that will enable you to integrate the "5S" method for lean manufacturing in the storage solution for the parts department of your automobile dealership.

Note: Our "5S" logo is used throughout the brochure to identify Rousseau products that can easily integrate a "5S" methodology.



Wall Panels

Can be used to organize a wide variety of items of different sizes and weights in the same system.

- Capacity: 0.4 lb. per square inch;
- Holes every 1" c/c for installing the accessories of your choice;
- Compatible with light-duty and heavy-duty hooks, vinyl rub-on identification decal, support for plastic bins and support for cans;
- Installation fits with the 16" c/c architectural standard;
- A finishing piece (WM58) is available as an option to provide a perfect look at the right side.

See page 15

Product #	W X H
WM57-1618	16" X 18"
WM57-1624	16" X 24"
WM57-1636	16" X 36"
WM57-1648	16" X 48"
WM57-1672	16" X 72"



End Bracket

Designed to provide a more finished look to the wall panel system.

- Closes the panel at the right;
- Order a finishing part that is the same height as the panel;
- Dimension: 1 1/8" W.

Product #	H
WM58-18	18"
WM58-24	24"
WM58-36	36"
WM58-48	48"
WM58-72	72"



Heavy-Duty Hook

Can be used to store various types of parts and tools adequately on the wall panel system.

- Capacity: 50 lb distributed evenly on each hook;
- Available with a square or round stem.

Product #	Type of hook	D
WM9A-06	Square	6"
WM9A-12	Square	12"
WM9B-06	Round	6"
WM9B-12	Round	12"



Support for Cans

Can be used to organize and store various aerosol cans.

- Also suitable for beverage cans;
- The 6" wide model can be used to store 2 cans (standard sizes) and the 15" wide model can contain 5.

Product #	W
WM9D-06	6"
WM9D-15	15"



Support for Plastic Bins

Facilitates the integration and management of small parts in a "5S" storage system.

- Can be used to include plastic bins (RG20) in the wall panel system.

Product #	W
WM9C-06	6"
WM9C-15	15"

OPTIMIZE YOUR WORKSPACE

In order to optimize your work area, Rousseau offers workstations that are tailored to your needs. Whether you are looking for a basic work table or a cabinet under a work surface, we have many options to propose to you. There is an infinite variety of lay-outs for our workstations, both above and below the work surface. The vast range of accessories available means the number of possible configurations is unlimited.

With their heavy-duty and ingenious design, our workstations will meet all of your expectations. You will appreciate their ability to satisfy your varied needs: computer station, workstation for copying keys, packaging or shipping and much more.



Basic Workbench

A high-quality bench that offers numerous dimensions and work tops.

- For a stationary table, complete with an **A**;
- For a mobile table, complete with a **W**.



W" X D" X H"	Type of Top			
	Painted steel	Lam. wood	Plastic lam.	Acrylic / PVC
60" x 30" x 34"	WS_1031	WS_2031	WS_3031	WS_9031
72" x 30" x 34"	WS_1035	WS_2035	WS_3035	WS_9035
72" x 36" x 34"	WS_1039	WS_2039	WS_3039	WS_9039



Workbench with Storage

Ideal for storing tools, office supplies and other routine items.

- Stationary bench with 27" deep cabinet on a 2" recessed base;
- 2-4" drawers;
- 1-6" drawer;
- 1-12" drawer.

W" X D" X H"	Type of Top				
	Stainless steel	Painted steel	Lam. wood	Plastic lam.	Acrylic / PVC
60" x 30" x 36"	R5WH5-2021	R5WH5-2022	R5WH5-2023	R5WH5-2024	R5WH5-2025
72" x 30" x 36"	R5WH5-2031	R5WH5-2032	R5WH5-2033	R5WH5-2034	R5WH5-2035
72" x 36" x 36"	R5WH5-2041	R5WH5-2042	R5WH5-2043	R5WH5-2044	R5WH5-2045



Packing and Shipping Workstation

For efficient preparation of orders to be shipped.

- The spool support under the table keeps your workspace clear.

W" X D" X H"	Product #
60" x 30" x 80"	WSM0006



Receiving Workstation and Inventory Control

Allows merchandise to be inspected effectively upon arrival.

- Includes steel shelf under worksurface;
- Riser shelf supports are equipped with electrical outlets.

W" X D" X H"	Product #
60" x 30" x 50"	WSA2006

SERVICE COUNTERS

MAXIMIZE YOUR SERVICE

In order to provide rapid and efficient service to your internal and external clients, make sure you have the most asked-for parts on hand, directly at the service counter!

Adding drawers under the work surface provides high-density storage. You can also reach more parts without having to move. Moreover, we suggest that you combine shelves and drawers to maximize the efficiency of the storage for parts with a high turnover.



Storage Unit with Work Surface

This workstation provides high-density storage, bulky storage and a work surface. You have everything you need at your disposal!

6 Drawers

- 2 - 4" drawers
- 3 - 6" drawers
- 1 - 8" drawer

W" X D" X H"	Product #
72" x 24" x 87"	R5XEE-4003

Note: Service counter only available with a laminated wood top (SR90) made to fit between 2 shelving units.



Counter Cabinets : 13 drawers, 3 shelves



These units are ideal when installed under a service counter. They enable you to keep high-turnover parts at hand.

- Left bank :
(R5AEG-3810)
- 2 - 3" drawers
 - 4 - 4" drawers
 - 2 - 6" drawers

- Middle bank :
(R5AEG-3812)
- 3 - 6" drawers
 - 2 - 8" drawers

- Right bank :
(R5AEG-3814)
- 3 shelf levels

Whole unit	Type of Top					
	No top	Stainless steel	Painted steel	Lam. wood	Plastic lam.	Acrylic / PVC
108" x 30" x 44"	R5XEG-1001	R5XEG-1002	R5XEG-1003	R5XEG-1004	R5XEG-1005	R5XEG-1006



Counter Cabinets : 14 drawers, 3 shelves

This counter will be of great use in your parts department to store your small to medium parts while being used as a customer service counter.

- Left bank : 2 - 3" drawers
(R5AEE-3816) 7 - 4" drawers
- Middle bank : 2 - adjustable shelves
(R5AEE-3818) 1 - bottom shelf
- Right bank : 3 - 6" drawers
(R5AEE-3820) 2 - 8" drawers



Whole unit W" X D" X H"	Type of Top					
	No top	Stainless steel	Painted steel	Lam. wood	Plastic lam.	Acrylic / PVC
108" x 24" x 44"	R5XSE-1001	R5XSE-1002	R5XSE-1003	R5XSE-1004	R5XSE-1005	R5XSE-1006

Counter with Cabinets : 8 drawers

This unit is perfectly suited to be used as a small customer service counter in your parts department.

- Left bank : 3 - 6" drawers
(R5AEE-3016) 1 - 8" drawer
- Right bank : 3 - 6" drawers
(R5AEE-3016) 1 - 8" drawer



Whole unit W" X D" X H"	Type of Top					
	No top	Stainless steel	Painted steel	Lam. wood	Plastic lam.	Acrylic / PVC
96" x 24" x 36"	R5XRE-1001	R5XRE-1002	R5XRE-1003	R5XRE-1004	R5XRE-1005	R5XRE-1006





Counter Cabinets: 19 drawers, 1 door

This service counter has been designed to satisfy all of your storage needs for high-volume parts, while enabling you to serve your clients.

Left bank :
(R5EKE-3816)

- 2 - 3" drawers
- 3 - 4" drawers
- 2 - 5" drawers
- 1 - 6" drawer
- 1 - 8" drawer
- 1 - 20" door

Right bank :
(R5EHE-3820)

- 1 - 3" drawer
- 3 - 4" drawers
- 3 - 6" drawers
- 1 - 7" drawer
- 1 - 10" drawer
- 1 - 14" drawer

Whole unit	Type of Top					
	No top	Stainless steel	Painted steel	Lam. wood	Plastic lam.	Acrylic/PVC
W" X D" X H"						
108" x 24" x 44"	R5XSE-1101	R5XSE-1102	R5XSE-1103	R5XSE-1104	R5XSE-1105	R5XSE-1106



Counter Cabinets: 5 drawers, 5 shelves

Designed to store parts with a high turnover along with small parts in the same system, this counter cabinet will be very useful in a parts department.

Left bank :
(R5ADE-3002)

- 2 - 4" drawers
- 1 - 5" drawer
- 1 - 6" drawer
- 1 - 7" drawer

Middle bank :
(R5AEE-3018)

- 1 adjustable shelf
- 1 bottom shelf

Right bank :
(R5ADE-3004)

- 2 adjustable shelves
- 1 bottom shelf

Whole unit	Type of Top					
	No top	Stainless steel	Painted steel	Lam. wood	Plastic lam.	Acrylic/PVC
W" X D" X H"						
96" x 24" x 36"	R5XRE-1101	R5XRE-1102	R5XRE-1103	R5XRE-1104	R5XRE-1105	R5XRE-1106



Counter Cabinets: 1 drawer, 3 shelves and 2 roll-out shelves

Including two roll-out shelves, this service counter will be of great use to you when handling and storing heavy parts. Moreover, the drawer with lock can be very useful to store valuable items or even insert the cashier drawer.

Left bank : 2 adjustable shelves
(R5AEE-3404) 1 bottom shelf

Right bank : 1 - 3" drawer
(R5AEE-3402) 2 roll-out shelves

Whole unit	Type of Top					
	No top	Stainless steel	Painted steel	Lam. wood	Plastic lam.	Acrylic/PVC
W" X D" X H"						
72" x 24" x 40"	R5XLE-1101	R5XLE-1102	R5XLE-1103	R5XLE-1104	R5XLE-1105	R5XLE-1106



Counter Cabinets: 4 drawers, 6 shelves

Perfect for storing small items and parts, this counter includes several drawers and shelves to give you storage that is tailored to your needs.

Left bank: 2 adjustable shelves
(R5ADE-3004) 1 bottom shelf

Middle bank : 2 - 3" drawers
(R5AEE-3020) 2 - 10" drawers

Right bank : 2 adjustable shelves
(R5ADE-3004) 1 bottom shelf

Whole unit	Type of Top					
	No top	Stainless steel	Painted steel	Lam. wood	Plastic lam.	Acrylic/PVC
W" X D" X H"						
96" x 24" x 36"	R5XRE-1201	R5XRE-1202	R5XRE-1203	R5XRE-1204	R5XRE-1205	R5XRE-1206

CABINET FOR SPECIALIZED TOOLS

UNEQUALED FLEXIBILITY

We know how valuable your specialized tools are and how important it is to keep them protected and secure. Our drawer accessories are designed to protect your valuable tools no matter what their shape or size, while also providing easy access. Furthermore, all of our locking mechanisms are secure and provide control of inventory.

The Rousseau cabinet comes in 5 different widths, each offered in different depths, for a total of 11 combinations, each available in 6 heights. Add to that 10 drawer heights and you have an incredible choice of layout possibilities. No matter what tools you have, we can store them! Here are a few possible options :

Note : Lock included on each cabinet.

Important : Many accessories for drawers are available.

See
page
9



11 Drawers

- 2 - 3" drawers
- 4 - 4" drawers
- 4 - 6" drawers
- 1 - 8" drawer

W" X D" X H"	Product #
36" x 18" x 60"	R5AEC-5804
36" x 24" x 60"	R5AEE-5804



8 Drawers

- 2 - 3" drawers
- 2 - 4" drawers
- 2 - 5" drawers
- 2 - 8" drawers

W" X D" X H"	Product #
48" x 24" x 46"	R5AHE-4410
48" x 27" x 46"	R5AHG-4410



8 Drawers

- 1 - 3" drawer
- 1 - 5" drawer
- 2 - 6" drawers
- 2 - 7" drawers
- 1 - 8" drawer
- 1 - 12" drawer

W" X D" X H"	Product #
36" x 18" x 60"	R5AEC-5832
36" x 24" x 60"	R5AEE-5832



7 Drawers

- 3 - 4" drawers
- 2 - 6" drawers
- 2 - 8" drawers

W" X D" X H"	Product #
48" x 24" x 46"	R5AHE-4418
48" x 27" x 46"	R5AHG-4418

Cabinet Accessories



Vertical Security Bar

Locks all, or a section of the cabinet drawers with a padlock.

- It is possible to install more than one bar on the same cabinet for different users.

Product #	Height
RB10-24LPA	24"
RB10-26LPA	26"
RB10-30LPA	30"
RB10-34LPA	34"



Doors

No matter what type of door you are looking for, we have it! Our doors provide security for your equipment when used with roll-out shelves, drawers and fixed shelves.

- Doors are offered in the following options : single or double (double door also offered as a sliding door), and solid or in polycarbonate .

Product # : RB31 / RB32 / RB36 / RB37 / RB45 / RB46 / RB50 / RB51 / RB55 / RB56

BMW Mississauga- Mississauga, Canada

Challenge:

Find the ideal solution to maximize the space in the parts department at BMW Mississauga, and by doing so, assemble the entire inventory in one place.

Objective:

Create a storage solution that would allow the client to **solve the problem of having little space** in the parts department, using Spider® Shelving Systems and Rousseau drawers.

Rousseau advantages:

BMW Mississauga is a prestigious car dealership which serves a huge client base in the Greater Toronto Area, in Canada. This very busy garage was looking for a solution for their lack of space in the existing parts department.

When Derek Copeland, Parts Manager at BMW Mississauga, came to the conclusion that the parts department needed to be renovated, he had already made his decision on which option to go with. The owner of this high end dealership owns several other dealerships, among them a Ferrari dealership where he had selected **Rousseau Storage Solutions** in the past. He was **so satisfied with the results** that he knew right away he would use Rousseau systems for his BMW parts department to get the customized solution he needed.

"**He was always available to talk to us.** He asked questions about our needs and he presented us with his proposal. I liked their solution very much." This is what Mr. Copeland had to say about our automotive specialist Mike de Prinse. He loved his experience! After a week of working on the project, our distributor was successful in presenting the client with a customized solution, adapted to their specific needs. **Quality, modularity, flexibility and efficiency** were all combined to provide a personalized solution. **The excellent team work** between Mr. Copeland and Mr. de Prinse was the key to the success of this project!

"Our parts department had a problem with lack of space. It is impressive to see how **the layout of the shelving, drawers and accessories** in the parts department has made storing all of our materials in a limited space possible, while also maximizing the work environment and storage. The **productivity** in the parts department has significantly increased since installing these solutions!

Final comments from Derek Copeland:

Here is what Mr. Copeland noticed most about Rousseau Storage Systems: "Durability and quality are what best describe Rousseau. Their modular storage materials allow you to create infinite configurations".

