

Trac-Rite® Roll-Up Doors - Easy to use. Easy on you.

TRAC-RITE®
RACK-LOCK™
PALLET RACKING SECURITY

Features.

- Custom Sizes
- Easy Installation
- Low Maintenance
- Minimal Back Room Requirements
- Smooth, Quiet Operation
- Strong, Durable Materials
- 40/30-Year Paint and 3-Year Parts Warranties
- Motorized or Manual Operation

Because it's your stuff.

And you would prefer to keep it that way. Trac-Rite's innovative Rack-Lock system is designed to mount directly to standard industrial pallet racking to create a secure storage area. Attach your own material to the sides and rear of the racking for complete security, or order the Rack-Lock door with the optional side and rear panels for 360° of protection

The rolling curtain door provides easy access to rack contents when open, yet hides contents from view when closed. Tamper resistant fasteners prevent entering or disassembling the unit when closed and locked.

The Rack-Lock system is ideal for storage of tools, pharmaceuticals, janitorial supplies, or any other high value or theft prone items. It's also a cost effective solution for any environment where regulatory requirements dictate the need for secure storage.

Remotely operated motors are available for convenient operation.



Colors vary from actual panel material. Please request a steel color sample for precise shade.



ISO 9001:2008 Certified

The RACK-LOCK system attaches to commonly available pallet racking. Racking not provided by Trac-Rite.

TRAC-RITE® RACK LOCK PALLET RACKING SECURITY



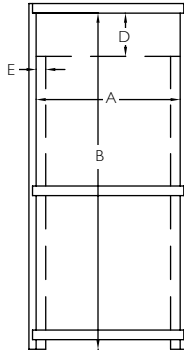
Mounting Surface & Door Clearance Requirements.

Measure the following areas to design a Secure Rack door:

Step 1: Measure Rough Opening.

Measure the inside width of the rack between the uprights (A), and measure from the floor to bottom of the top shelf support (B). Provide the size in 1" increments with the width first and the height second.

Door sizes:
5'W - 12'W x 6'H - 12'H



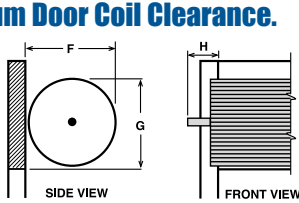
Step 2: Mounting Areas.

The door will mount inside the rack, with the door nest coiling within the top of the rack enclosure. The door and guides will fit *within* the rough opening.

Space Requirements	
Brackets	
D = Height	17 1/2"
Guides	
E = Width	4"

Step 3: Minimum Door Coil Clearance.

Measure to ensure there is adequate clearance for the coil per the following chart.



Minimum Clearance Requirements

F = Back Room	18"
G = Head Room	15" (17" for doors 7'1" and higher)
H = Side Room	4"

Insulated doors require additional 1" of back room and head room.

Accessories.

- Automated Motor Operators
- Shaft Extension Kit
- Side Jamb Brush Seal
- SpaceGuard Cylinder Lock
- Top Header Draft Stop

Specifications.

DESIGN TYPE Live axle: door axle rotates in bracket bearing during operation.

DRUMS Stamped, continuously welded at the hub. 9-5/8" diameter spiral x 1-1/4" wide. 18-gauge, galvanized steel. Two drums with doors up to 5' wide, three drums with doors over 5' wide. Prevents panels from bowing.

SPRINGS EP³ springs are helical torsion, oil tempered, and coated to halt corrosion. One spring for doors 5' wide and smaller, two springs for doors wider than 5'.

TENSIONING SYSTEM Springs come with a coated cast steel tension wheel for ease of adjusting tension.

AXLE 1-5/16" outside diameter, high-yield structural steel tubing.

CURTAIN Roll-formed sections, factory-seamed from 26-gauge, Grade 80 galvanized steel. Siliconized polyester finish in eleven standard colors. Full-length 2" felt tape located at each drum.

BOTTOM ASSEMBLY Seal-Rite pliable bulb and blade astragal integrated into galvalume bottom bar with stiffening angle.

BRACKETS 14-gauge, cold-formed, zinc-coated steel. Grease-packed ball bearings are factory installed in the bracket.

GUIDES 18-gauge, zinc-coated, 1-1/2" deep. Featuring polypropylene guide runners with pre-bent tabs.

EXTERIOR SPACEGUARD LATCH Rust-resistant cast zinc alloy with black nickel finish. Latch bar, embossed for strength, is compatible with magnetic security systems. Designed to accommodate two padlocks up to 7/16" shank. Accommodates Trac-Rite's optional SpaceGuard cylinder lock for easy over-locking.

MOUNTING FASTENERS Rack-Lock systems include all fasteners required to install the components. Exposed fasteners feature security heads to resist tampering.

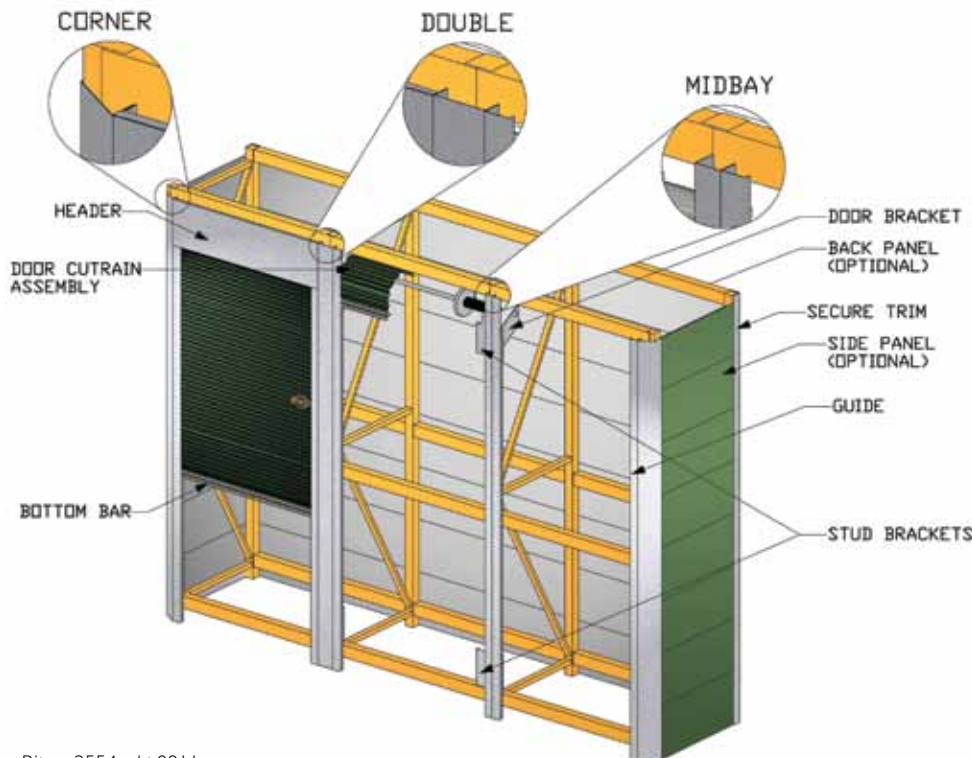
DOOR STOP 12-gauge, zinc-coated stops mount to brackets for increased strength and ease of installation.

EXTERIOR HANDLE Zinc-plated outside handle secured to bottom assembly with stainless steel bolts. Two handles for doors 8' and wider.

PULL ROPE HANDLE Molded plastic rope handle with long-lasting rope.

JAMBS AND HEADER Features prepunched holes for easy assembly, and concealed or tamper resistant fasteners for security. Formed from high strength 18-gauge galvanized steel.

Product specifications are subject to change without notice.



For more information

PHONE 800 448 8979
 FAX 800 236 8722
 WEBSITE www.tracrite.com
 EMAIL tr@tracrite.com
 ADDRESS 314 Wilburn Road
 Sun Prairie, WI 53590